

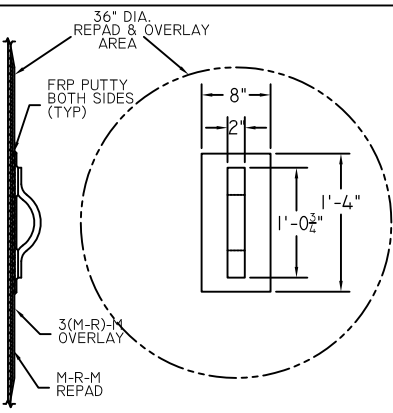


Vertical FRP Tank

Storage Capacity 750 BBL (33,876 Gallons)

Tank Size 15'-6" Diameter x 24' Straight Shell

Contact our Sales Department for Pricing



#3 GALVANIZED CARBON STEEL LIFT LUG
(4 RO'D; 2 ON TOP, 2 ON SIDE)

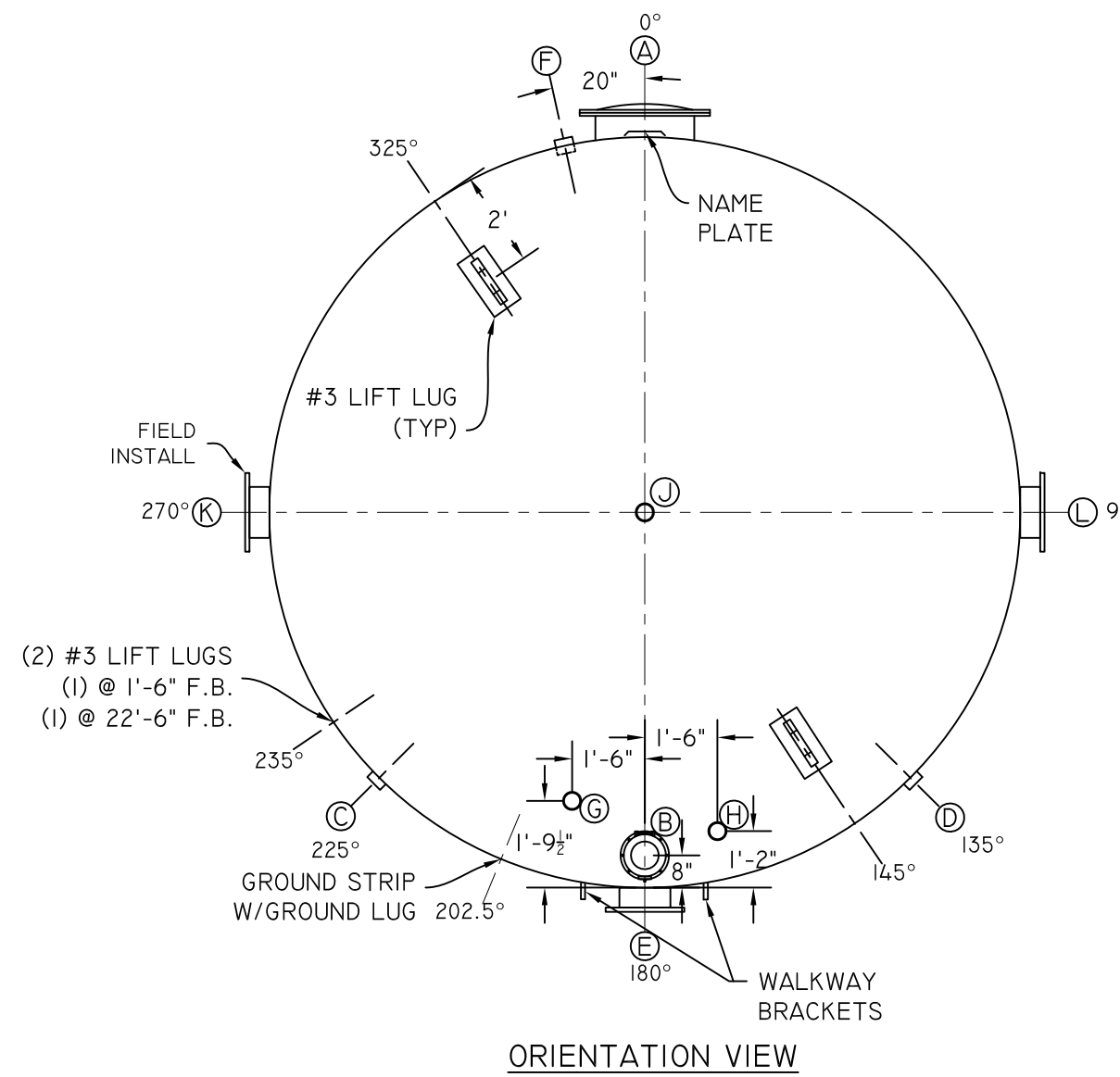
FIBERGLASS LAYER LEGEND		
MARK	DESCRIPTION	THICKNESS
C1	CHOP 27% E GLASS REINFORCEMENT	.050"
C2	CHOP 27% E GLASS REINFORCEMENT	.043"
C3	CHOP 27% E GLASS REINFORCEMENT	.010"
FW	FILAMENT WOUND HOOP - 8 ENDS 250 YIELD	.023"
U	12 OZ./SQ. YD. UNI DIRECTIONAL	.015"
R	24 OZ. WOVEN ROVING	.033"
M	1 1/2 OZ. RANDOM STRAND MAT	.043"
V	C - VEIL	.010"
N	NEXUS	.010"
E	EXOTHERMIC LINER - SHALL GEL BEFORE STRUCTURAL PLYS ADDED	N/A
W	WAX FLOW COAT - INCLUDES U.V. PROTECTION	.008"

WALL STRUCTURE		
SECTION	THICKNESS	SEQUENCE
BOTTOM	.400"	2C2-3(C2-R)-2C2
TOP	.281"	2C2-2(C2-R)-C2
SIDEWALL		STEPPED SIDEWALL, SEE BELOW
0' - 6'	.460	2C1-(C1-FW)-(C1-FW-U)-2(C1-FW)-C2-C3
6' - 16'	.377	2C1-(C1-FW)-(C1-FW-U)-(C1-FW)-C2
16' - 24'	.271	2C1-(C1-FW-U)-(C1-FW)-C3
KNUCKLE	.780"	2C2-8(C2-R)-2C2

MARK	QTY	SIZE	FITTING DESCRIPTION	GUSSET	ADD'L ACCESSORIES	SERVICE	DEACOM PART#
A	1	24"	ORTHOPHTHALIC SIDE MANWAY	NONE	BLIND FLANGE, GASKET & BOLTING	ENTRY/CLEANOUT	120624003
B	1	8"	MODEL LL-10 THIEF HATCH	NONE	GASKET & BOLTING (+4 OZ/ -4 OZ)	GAUGE PORT	53122301
C	1	4"	FEMALE THREADED HALF COUPLING	NONE		OVERFLOW	121504001
D	1	4"	FEMALE THREADED HALF COUPLING	NONE		OVERFLOW	121504001
E	1	12"	50 PSI F.F. FLANGE	NONE		LOADLINE	120612001
F	1	4"	FEMALE THREADED FULL COUPLING	NONE		DRAIN	121204001
G	1	4"	FEMALE THREADED HALF COUPLING	NONE		GAS BLANKET	121104001
H	1	4"	FEMALE THREADED FULL COUPLING	NONE		FILL	121204001
J	1	4"	FEMALE THREADED HALF COUPLING	NONE		VENT	121504001
K	1	12"	50 PSI F.F. FLANGE	NONE	*****FIELD INSTALL*****	INLET	120612001
L	1	12"	50 PSI F.F. FLANGE	NONE		OUTLET	120612001

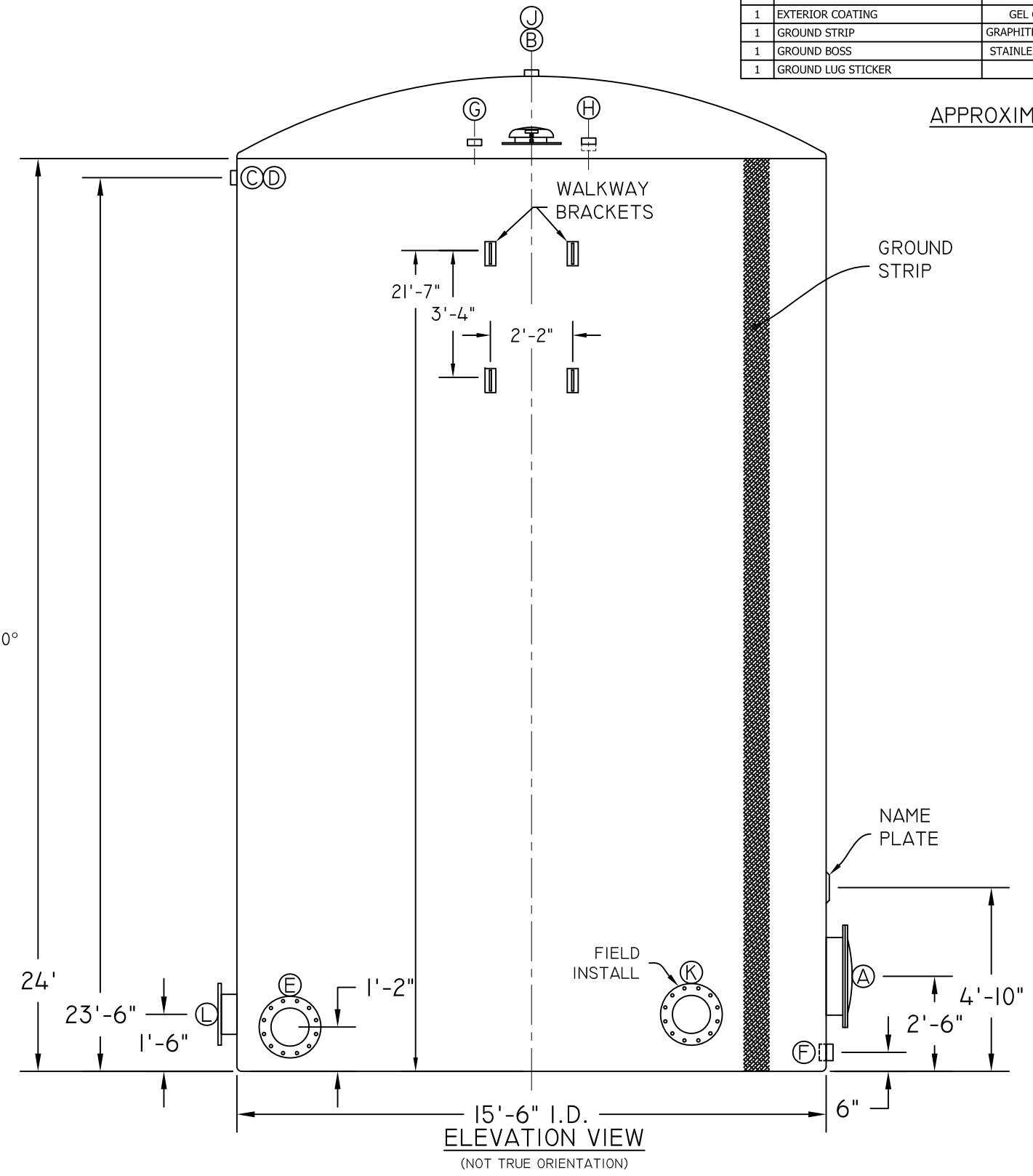
NOZZLE SCHEDULE			
MARK	QTY	SIZE	FITTING DESCRIPTION
G	1	1/2"	1/2" X 3/4" LG. BOLTS & MATCHING NUTS
H	1	1/2"	1/2" X 3/4" LG. BOLTS & MATCHING NUTS
J	1	1/2"	1/2" X 3/4" LG. BOLTS & MATCHING NUTS
B	1	1/2"	1/2" X 3/4" LG. BOLTS & MATCHING NUTS

BILL of MATERIALS				
QTY	ITEM	GRADE	DESCRIPTION	DEACOM PART#
1	φ15'-6" DOME TOP			
1	φ15'-6" FLAT BOTTOM			
1	φ15'-6" X 24'-0" SHELL			
4	#3 LIFT LUG	GALV. A36		1591302
4	WALKWAY BRACKET	GALV. A36		1591302
1	BLAYLOCK MODEL LL-10 THIEF HATCH		(+4 OZ/ -4 OZ)	53122301
1	3/8" THICK φ8" GASKET	NEOPRENE	THIEF HATCH	130108001
8	φ4" X 2" LG. BOLTS & MATCHING NUTS	ZINC PL. C.S.	THIEF HATCH	547050120051
1	24" SIDE MANWAY COVER	ORTHOPHTHALIC		120624002
1	24" SIDE MANWAY	ORTHOPHTHALIC		120624004
1	3/16" THICK φ24" GASKET	NEOPRENE		230124005
20	φ8" X 3 1/2" LG. BOLTS & MATCHING NUTS	ZINC PL. C.S.		547062135051
1	NAME PLATE	STAINLESS STEEL	LOCATE OVER MANWAY	1591501
1	EXTERIOR COATING	GEL COAT	(SHALE GREEN)	1421203
1	GROUND STRIP	GRAPHITE/CARBON		1431602
1	GROUND BOSS	STAINLESS STEEL	ATTACH TO GROUND STRIP THRU TANK WALL	1705080
1	GROUND LUG STICKER		ATTACH TO EXTERIOR WALL ABOVE GROUND BOSS	1591502



(2) #3 LIFT LUGS
(1) @ 1'-6" F.B.
(1) @ 22'-6" F.B.

ORIENTATION VIEW



ELEVATION VIEW
(NOT TRUE ORIENTATION)

APPROXIMATE WEIGHT OF TANK ≈ 5,300 LBS
(DECK, BOTTOM, SHELL, & FITTINGS)

NAME PLATE	
SERIAL NUMBER	OF1833539
YEAR BUILT	MONTH/2018
SIZE	15'-6" DIA. X 24'-0" HEIGHT
CHEMICAL ENVIRONMENT SERVICE	PRODUCED WATER
DESIGN PRESSURE	4 OZ.
DESIGN VACUUM	.4 OZ.
DESIGN TEMPERATURE IN F°	30°F MINIMUM - 130°F MAXIMUM
SPECIFIC GRAVITY OF PROCESS FLUID	1.01
CONSTRUCTION RESINS	ORTHOPHTHALIC
CAPACITY IN GALLONS/BARRELS	750 BBL
INNER SURFACE REINFORCEMENT	E-GLASS
SEISMIC ZONE AND CODE	0 (80 MPH)
CONSTRUCTION CODES	API 12P

- GENERAL NOTES**
- TANK TO BE POSITIVELY VENTED TO ATMOSPHERE AT ALL TIMES.
 - HYDROTEST TANK AFTER COMPLETION (HOLD FULL OF WATER FOR 4 HOURS MINIMUM).
 - MEASURE ALL CUT-OUTS.
 - DIMENSIONAL TOLERANCE TO BE +/- 1/8".
 - THICKNESS TOLERANCE TO BE -0/+15%.
 - FLANGE OUTSIDE PROJECTION TO BE 6" UNLESS OTHERWISE NOTED.
 - FLANGE BOLT HOLES TO STRADDLE NATURAL CENTERLINE OF TANK.
 - FLANGES TO BE F.F. (FLAT FACED), ONE PIECE CONSTRUCTION, 50 PSI RATING W/150# DRILLING PER ANSI B16.5 CLASS 150.
 - PROVIDE (1) CONDUCTIVE GRAPHITE/CARBON GROUND STRIP IN TANK WALL. GROUND STRIP TO ATTACH TO STAINLESS STEEL GROUND BOSS THROUGH TANK WALL.
 - PROVIDE GROUND LUG STICKER ABOVE GROUND BOSS ON EXTERIOR WALL.

FRP SPECIFICATIONS		
LINER	RESIN	ORTHOPHTHALIC
	CATALYST	MEKP
	MATRIX	E-GLASS
	THICKNESS	10 MIL.
CORROSION BARRIER	RESIN	ORTHOPHTHALIC
	CATALYST	MEKP
	MATRIX	E-GLASS(CHOP)
	THICKNESS	100 MIL.
B' STAGE LINER & CORROSION BARRIER		NO
STRUCTURAL WALL	RESIN	ORTHOPHTHALIC
	CATALYST	MEKP
	MATRIX	E-GLASS
TANK ORIENTATION:	VERTICAL	TOP TYPE
		BOTTOM TYPE
		FLAT

15'-6" DIA. X 24'-0" HT. 750 BBL PRODUCED WATER STORAGE TANK			
P.O. NO.:	SCALE: 45:1	DATE: 10/11/18	
TANK TAG NO.:	DRAWN BY:	APPROVED:	
CUSTOMER:		SHEET NO.:	DRAWING NO.:
		1 OF 1	OF1833539

DRAWING REVISIONS			
NO.	DATE	BY	DESCRIPTION